
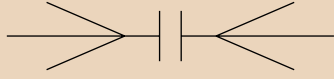
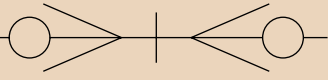
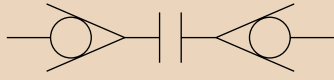

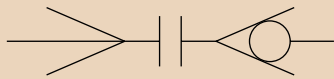


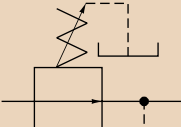



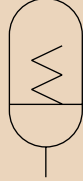
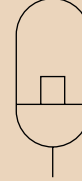







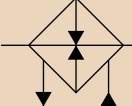
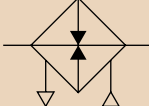
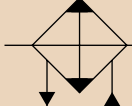
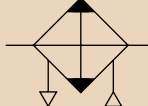

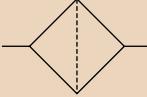
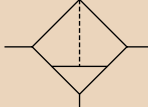
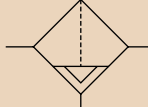
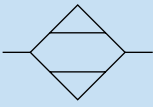
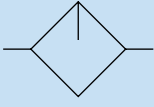
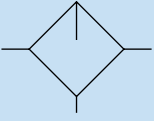
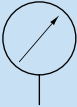
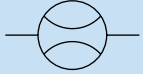
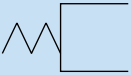
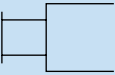
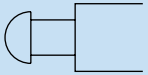
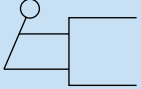
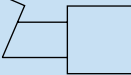
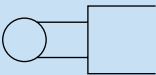
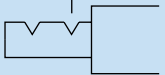
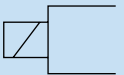

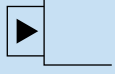

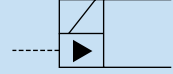

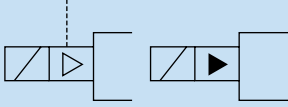
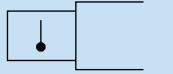
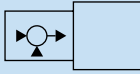
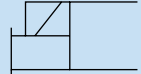
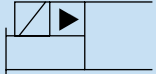
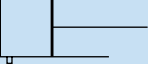
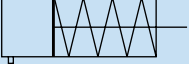

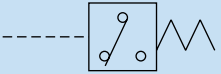
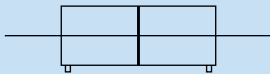
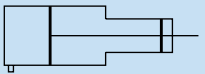



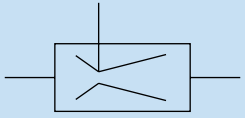
FLUID POWER GRAPHIC SYMBOLS . . .

QUICK DISCONNECTS		
LINES	QUICK DISCONNECTS	
<p style="text-align: center;">————— SOLID (MAIN LINE)</p> <p style="text-align: center;">----- DASHED (PILOT LINE)</p> <p style="text-align: center;">..... DOTTED (DRAIN LINE)</p> <p style="text-align: center;">- - - - - CENTER (ENCLOSURE LINE)</p>	 CONNECTED	 DISCONNECTED
	WITHOUT CHECKS	
	 CONNECTED	 DISCONNECTED
	WITH TWO CHECKS	
	 CONNECTED	 DISCONNECTED
	WITH ONE CHECK	
ACCUMULATORS		
<p style="text-align: center;">  ADJUSTABLE SPRING PRESSURE </p> <p style="text-align: center;">  ADJUSTABLE FLOW CONTROL </p> <p style="text-align: center;">  PRESSURE REDUCING </p> <p style="text-align: center;">  PUMP </p> <p style="text-align: center;">  ELECTRIC MOTOR </p>	 SPRING LOADED	
	 GAS CHARGED	 WEIGHTED
RESERVOIRS		
<p style="text-align: center;">  PNEUMATIC </p> <p style="text-align: center;">  HYDRAULIC </p>	 VENTED	 PRESSURIZED
	 SIMPLIFIED SYMBOL	
HEAT EXCHANGERS		
<p style="text-align: center;">  FIXED RESTRICTION </p> <p style="text-align: center;">  FLEXIBLE LINE </p>	HEATING	COOLING
	 LIQUID	 GASEOUS TO HEAT
	 LIQUID	 GASEOUS TO COOL
RECEIVER	FILTER - STRAINER	FILTER - SEPARATORS
		 MANUAL DRAIN
		 AUTOMATIC DRAIN

... FLUID POWER GRAPHIC SYMBOLS ...

AIR DRYER		LUBRICATORS		INSTRUMENTS	
 <p>DESSICANT</p>		 <p>NO DRAIN</p>  <p>MAUAL DRAIN</p>		 <p>PRESSURE GAUGE</p>  <p>FLOW METER</p>	
ACTUATORS AND CONTROLS					
 <p>SPRING</p>  <p>MANUAL</p>  <p>PUSHBUTTON</p>  <p>LEVER</p>					
 <p>PEDAL OR TREADLE</p>  <p>MECHANICAL</p>  <p>DETENT</p>  <p>SOLENOID</p>					
 <p>REVERSING MOTOR</p>  <p>INTERNAL PILOT SUPPLY</p>  <p>PILOT CONTROLLED, SPRING CENTERED</p>					
 <p>SOLENOID OR PILOT EXTERNAL SUPPLY</p>  <p>SOLENOID OR PILOT INTERNAL SUPPLY AND EXHAUST</p>  <p>SOLENOID AND PILOT</p>					
 <p>THERMAL LOCAL SENSING</p>  <p>SERVO</p>  <p>SOLENOID OR MANUAL</p>  <p>SOLENOID AND PILOT OR MANUAL</p>					
CYLINDERS			ACCESSORIES		
 <p>SINGLE-ACTING</p>  <p>SINGLE-ACTING SPRING RETURN</p>  <p>DOUBLE-ACTING SINGLE END ROD</p>			 <p>PRESSURE SWITCH</p>		
 <p>DOUBLE-ACTING DOUBLE END ROD</p>  <p>PRESSURE INTENSIFIER</p>			 <p>MUFFLER</p>		

INDICATING AND RECORDING



VENTURI

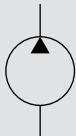

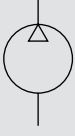





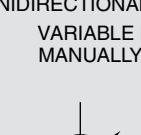






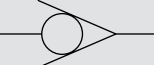
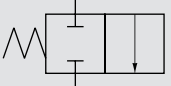
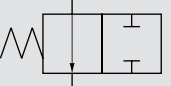
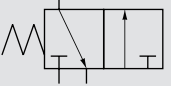
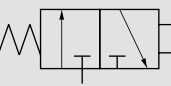
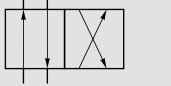
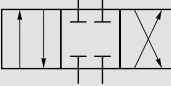
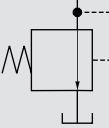
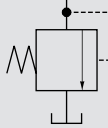
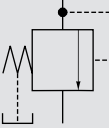
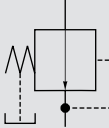
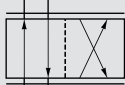
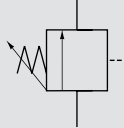
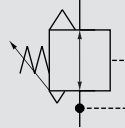

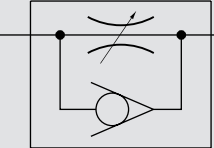
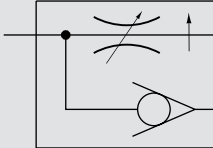


PNEUMATIC NOZZLE



HYDRAULIC NOZZLE

... FLUID POWER GRAPHIC SYMBOLS

HYDRAULIC PUMPS	PNEUMATIC PUMPS	PNEUMATIC MOTORS		
  UNIDIRECTIONAL BIDIRECTIONAL FIXED DISPLACEMENT	  FIXED DISPLACEMENT COMPRESSOR VARIABLE DISPLACEMENT PRESSURE COMPENSATED COMPRESSOR	  UNIDIRECTIONAL BIDIRECTIONAL		
  UNIDIRECTIONAL BIDIRECTIONAL VARIABLE DISPLACEMENT, MANUALLY COMPENSATED	OSCILLATORS		PRIME MOVERS	
  UNIDIRECTIONAL BIDIRECTIONAL VARIABLE DISPLACEMENT, PRESSURE COMPENSATED	  PNEUMATIC HYDRAULIC	  ELECTRIC MOTOR COMBUSTION ENGINE		
VALVES				
    MANUAL SHUT-OFF CHECK NORMALLY CLOSED NORMALLY OPEN TWO-WAY, TWO POSITION				
    NORMALLY CLOSED NORMALLY OPEN TWO POSITION THREE POSITION THREE-WAY, TWO POSITION FOUR-WAY VALVES				
PRESSURE AND FLOW VALVES				
    ACTUATED NON-ACTUATED SEQUENCE REDUCING RELIEF				
   INFINITE POSITIONING FOUR-WAY VALVE UNLOADING VENTED PRESSURE REGULATOR				
   FLOW CONTROL ADJUSTABLE, NON-COMPENSATED FLOW CONTROL ADJUSTABLE WITH BYPASS FLOW CONTROL ADJUSTABLE AND PRESSURE COMPENSATED WITH BYPASS				